

## Solar System Single Coil Electric Backup Models



Photo is of  
N-SW2-60R5DS

### The Single Coil Models feature:

- **Heat Exchanger**—Single wall or double wall 1½" O.D. glass coated (Ultonium®) steel coil ensures separation of potable water and heating fluid. The coil has a heat transfer area of 14.2 sq. ft. and a stored water volume of 2.5 gal. Maximum supply temperature from the solar collector must not exceed 250°F.
- **Sensor Wires for Solar Thermistor Connections**—Twisted wires are provided under the Upper and Lower covers. These wires have been provided as a means for connecting thermistors to a solar controller (Thermistors and Solar Controller are not provided).
- **Honeywell Manual Temperature Control**—The Honeywell mixing device is manually set and is easily installed. It ensures a comfortable outlet temperature while providing a steady flow of hot water.
- **Backup Element(s)**—A dual, or single backup heating element provides heat only when solar energy does not satisfy demand. Dual element models allow entire tank to hold hot water during periods where solar heating is not available.
- **Factory Installed Sparge Tube System**—Cold water inlet sediment reducing device helps prevent sediment build up in tank. Increases first hour delivery of hot water while minimizing temperature build up in tank.
- **Ultonium® Lining**—Niles Steel Tank tanks are lined with a exclusively engineered enamel formula that provides superior protection from the highly corrosive effects of hot water. This formula (Ultonium®) is fused to the steel surface by firing at a temperature of over 1500°F.
- **Fully Automatic Controls**—Fast acting surface-mount thermostat(s) for automatic temperature control. Factory installed sensitive manual reset energy cutoff for safety to prevent overheating.
- **Supply and Return Connections**—¾" NPT female connections are located on the front for both the solar collector supply and return.
- **2" Non-CFC Foam Insulation**—Covers the sides and top of tank, reducing the amount of heat loss. This results in less energy consumption, improved operation efficiencies and jacket rigidity.
- **Potable Water Connections**—¾" NPT factory installed true dielectric fittings extend water heater life and eases installation.
- **Two Protective Aluminum Anode Rods**—Provide added protection against corrosion for long trouble-free service.
- **Direct Heat Transfer With Immersed Incoloy Element(s)**—Transfers heat directly and efficiently to the water. Screw-in style.
- **Steel Tank**—Heavy gauge steel automatically formed, rolled and welded to assure a continuous seam for glass lining.
- **T&P Relief Valve**—Included.
- **Brass Drain Valve**—Tamper proof.



### 5-Year Limited Tank Warranties / 5-Year Limited Warranty on Component Parts.

For products installed in USA, Canada and Puerto Rico. Some states do not allow limitations on warranties. See complete copy of the warranty included with the heater.

MANUFACTURED UNDER ONE OR MORE OF THE FOLLOWING U.S. PATENTS: 5,954,492; 5,761,379; 5,943,984; 5,081,696; 5,988,117; 6,142,216; 5,199,385; 5,574,822; 5,372,185; 5,485,879; 5,277,171; (B1)5,341,770; 5,660,165; 5,596,952; 5,682,666; 4,904,428; 5,023,031; 5,000,893; 4,669,448; 4,829,983; 4,808,356; 5,115,767; 5,092,519; 5,052,346; 4,416,222; 4,628,184; 4,861,968; 4,672,919; Re. 34,534; 7,270,087 B2. OTHER U.S. AND FOREIGN PATENT APPLICATIONS PENDING. CURRENT CANADIAN PATENTS: 1,272,914; 1,280,043; 1,289,832; 2,045,862; 2,112,515; 2,108,186; 2,107,012; 2,092,105; 2,409,271. Ultonium® is a registered trademark of Niles Steel Tank.

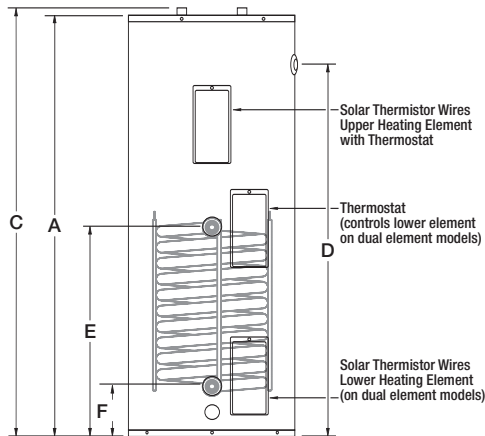
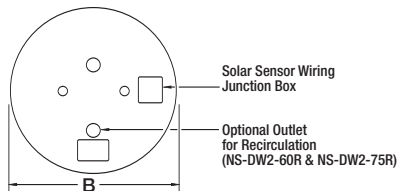
# Solar Water Heater System

## Single Coil, Single-Wall Electric Backup Models

Meet or exceed ASHRAE 90.1b (current standard)

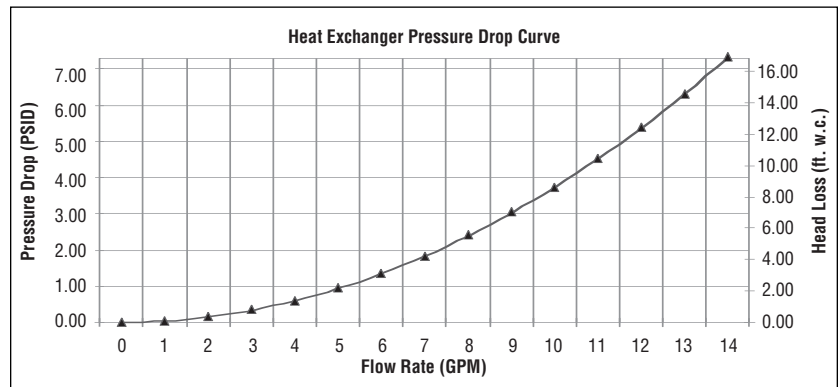
Model Number	Capacity	Recovery at 90°F Rise*	A Floor to Heater Top	B Jacket Dia.	C Floor to Water Conn.	D Floor to T&P Conn.	E Floor to Solar Collector Supply in.	F Floor to Solar Collector Return in.	Approx. Shipping Weight
	U.S. Gal.	U.S. GPH	in.	in.	in.	in.	in.	in.	lbs.
N-SW2-60R5DS	60	20	59 <sup>1</sup> / <sub>4</sub>	22	60 <sup>1</sup> / <sub>4</sub>	53	29 <sup>1</sup> / <sub>2</sub>	7 <sup>3</sup> / <sub>8</sub>	217
N-SW2-75R5DS	75	20	59 <sup>1</sup> / <sub>4</sub>	24	60 <sup>1</sup> / <sub>4</sub>	53	29 <sup>1</sup> / <sub>2</sub>	7 <sup>3</sup> / <sub>8</sub>	241
N-SW2-115R5DS	115	20	62 <sup>3</sup> / <sub>4</sub>	28 <sup>1</sup> / <sub>4</sub>	62 <sup>1</sup> / <sub>4</sub>	55 <sup>3</sup> / <sub>4</sub>	29 <sup>1</sup> / <sub>2</sub>	7 <sup>3</sup> / <sub>8</sub>	345

\*Based on 4500W/4500W, Non-Simultaneous operation.  
Optional 5500W/5500W, Non-Simultaneous operation.  
For single element models change suffix "D" to "S".



### Single-Wall Electric Backup Water Heater Ratings

Model Number	First Hour Supply (Gal.)		Standby Heat Loss Rating (°F/Hr.)
	Single Element	Dual Element	
N-SW2-60R5DS	46	84	1.1
N-SW2-75R5DS	53	97	0.9



### General

All electric water heaters are certified at 300 PSI test pressure (2068 kPa) and 150 PSI working pressure (1034 kPa). All potable water and electrical connections are 3/4" NPT (19mm) on 8" (203mm) centers. All models UL listed.

**Dimensions and specifications subject to change without notice in accordance with our policy of continuous product improvement.**

**Suitable for Water (Potable) Heating and Space Heating.**

Toxic chemicals, such as those used for boiler treatment, shall NEVER be introduced into the potable side of this system. The potable side may NEVER be connected to any existing heating system or component(s) previously used with a non-potable water heating appliance.



HotSpot Energy Inc | 4021 Holland Blvd. | Chesapeake, Virginia 23323

(757) 410-8640 | info@hotspotenergy.com | www.hotspotenergy.com